

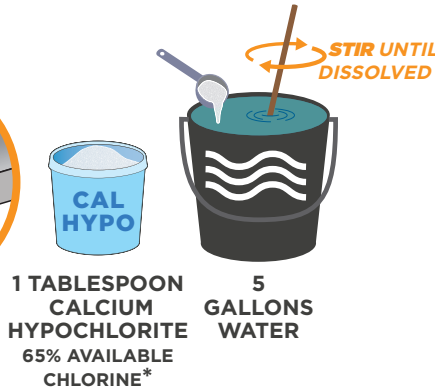
# WATER CISTERNS

IMPERIAL UNITS

## 1 CLEAR ROOF & GUTTERS AND EMPTY CISTERN



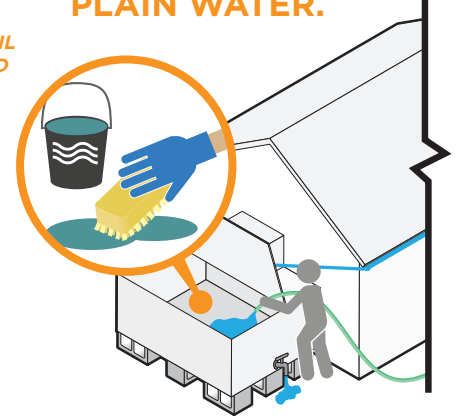
## 2 MAKE DISINFECTING SOLUTION



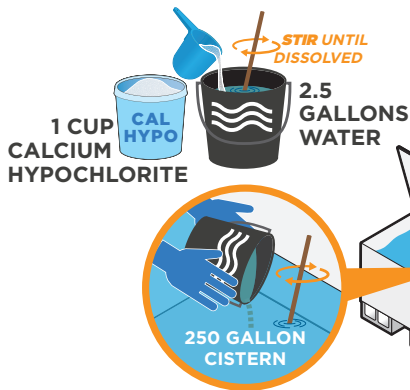
1 TABLESPOON CALCIUM HYPOCHLORITE 65% AVAILABLE CHLORINE\*  
5 GALLONS WATER

\*use for all solutions

## 3 USE DISINFECTING SOLUTION TO SCRUB CISTERN. RINSE WITH PLAIN WATER.



## 4 MAKE NEW SOLUTION. FILL CISTERN, ADD SOLUTION, AND LET SIT FOR 12 HOURS.



1 CUP CAL HYPO CALCIUM HYPOCHLORITE

2.5 GALLONS WATER

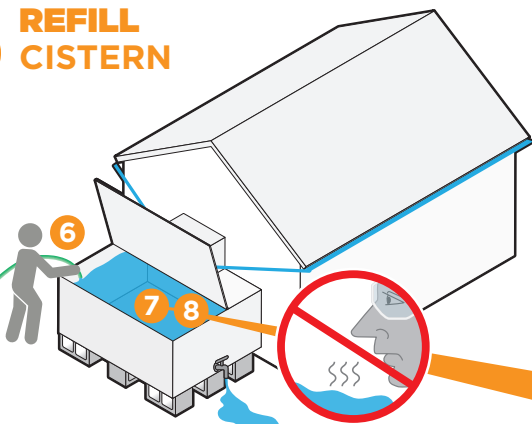
250 GALLON CISTERN

DO NOT USE THE WATER

12 HRS

## 5 EMPTY CISTERN

## 6 REFILL CISTERN



6 RUN UNTIL NO CHLORINE SMELL FROM WATER RUNNING OUT. FILL CISTERN.

## 7 MAKE NEW SOLUTION AND ADD TO CISTERN.



1/4 TEASPOON CAL HYPO CALCIUM HYPOCHLORITE

1 GALLON WATER

## 8 MONITOR TO ENSURE A CHLORINE RESIDUAL



CHLORINE TEST STRIP

0.5 ppm 1.0 ppm 3.0 ppm

30 MIN