

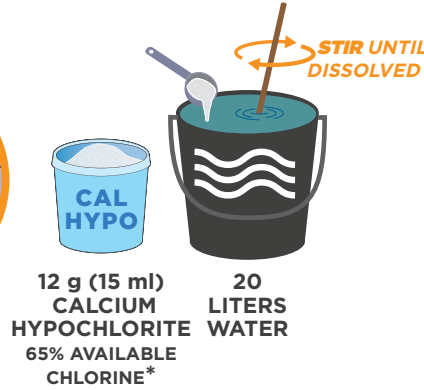
WATER CISTERNS

METRIC UNITS

1 CLEAR ROOF & GUTTERS AND EMPTY CISTERN



2 MAKE DISINFECTING SOLUTION

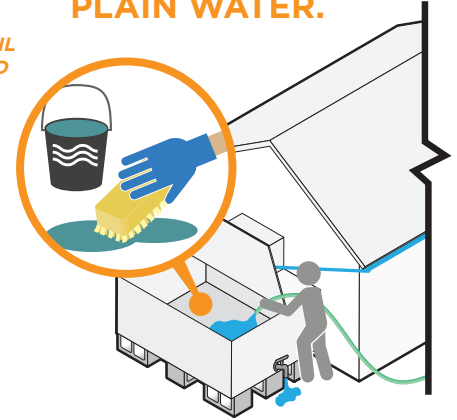


12 g (15 ml)
CALCIUM
HYPOCHLORITE
65% AVAILABLE
CHLORINE*

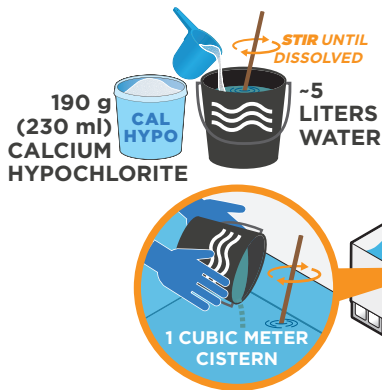
20
LITERS
WATER

*use for all solutions

3 USE DISINFECTING SOLUTION TO SCRUB CISTERN. RINSE WITH PLAIN WATER.



4 MAKE NEW SOLUTION. FILL CISTERN, ADD SOLUTION, AND LET SIT FOR 12 HOURS.



190 g (230 ml)
CALCIUM
HYPOCHLORITE

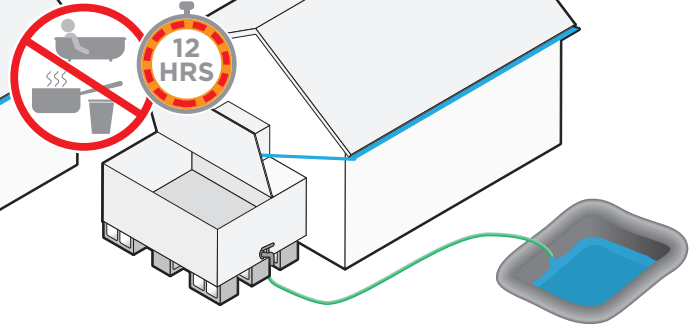
~5 LITERS
WATER

1 CUBIC METER
CISTERN

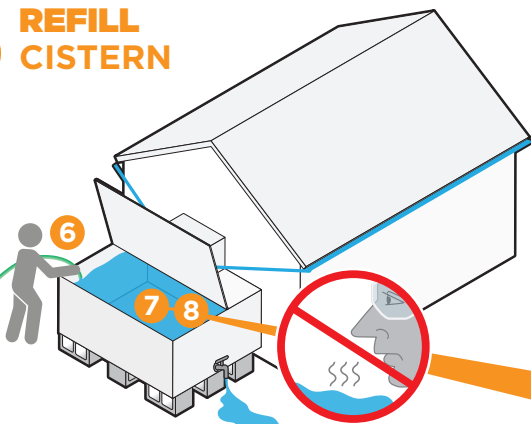
DO NOT USE THE WATER



5 EMPTY CISTERN




6 REFILL CISTERN



6 RUN UNTIL NO CHLORINE SMELL FROM WATER RUNNING OUT. FILL CISTERN.

7 MAKE NEW SOLUTION AND ADD TO CISTERN.



1 g (1 ml)
CALCIUM
HYPOCHLORITE

~5 LITERS
WATER

8 MONITOR TO ENSURE A CHLORINE RESIDUAL



CHLORINE TEST STRIP

0.5 ppm 1.0 ppm 3.0 ppm

